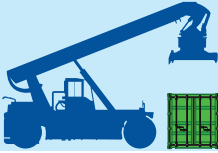


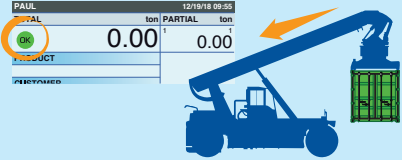
REACH STACKER **DYNAMIC** WEIGHING CYCLE **GUIDE**



1 PICK UP THE CONTAINER



2 PLACE THE TELESCOPIC BOOM IN THE WEIGHING POSITION **OK** APPEARS WHEN IN POSITION



3 RELEASE THE CONTAINER



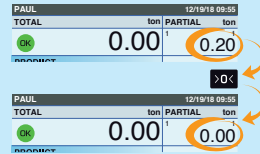
4 LIFT THE BOOM TO THE TOP



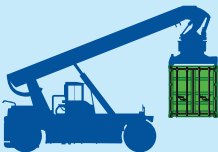
5 LOWER THE BOOM PERFORMING THE ZERO AT EMPTY WEIGHING BY PUSHING THE LIFTING LEVER COMPLETELY. **DO NOT ACCELERATE**



6 ONCE THE WEIGHING IS DONE, IF THE PARTIAL IS NOT 0.00, HOLD THE **>OK** KEY DOWN UNTIL THE PARTIAL GOES TO 0.00



7 PICK UP THE CONTAINER



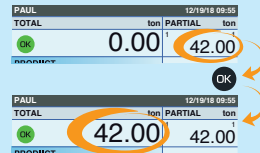
8 LIFT THE BOOM TO THE TOP



9 LOWER THE BOOM PERFORMING THE WEIGHING BY PUSHING THE LIFTING LEVER COMPLETELY. **DO NOT ACCELERATE**



10 ADD THE PARTIAL WEIGHT TO THE TOTAL WITH THE **OK** KEY WHEN REQUESTED



11 DELETE THE TOTAL WITH THE **C** KEY WHEN REQUESTED

